



# A CSG ANALYSIS OF REPORTED ANTISEMITIC INCIDENTS IN AUSTRALIA IN 2023

This Report has been authored by CSG for reference by relevant stakeholders.  
It is not intended for broad public distribution.

Please note, this publication contains material which may be considered offensive.



**COMMUNITY  
SECURITY GROUP**

CSG



Members of the crowd chant “F-ck the Jews” and other slurs during an anti-Israel protest at the Sydney Opera House, two days after the Hamas terror attack in Israel, New South Wales, 9 October 2023.

An antisemitic poster at an anti-Israel protest in Melbourne, 12 November 2023.

The text and illustrations in this publication may only be reproduced with prior permission of the Community Security Group.

Copyright © 2024 Community Security Group.

This publication is a specialist analysis by the Community Security Group. It is different in purpose and scope to that of the Annual Report on Antisemitism in Australia which is researched and published by the Executive Council of Australian Jewry (ECAJ), the elected national representative body of the Australian Jewish Community. The ECAJ Antisemitism Report is a comprehensive report of antisemitic incidents and public antisemitic discourse in Australia. This publication, authored by the Community Security Group, complements the ECAJ Antisemitism Report and provides additional analysis specifically of antisemitic incidents that have been reported to the various Community Security Groups and other relevant security bodies in Australia for use in the provision of security protection to the Australian Jewish Community. Because they serve different purposes, the ECAJ Antisemitism Report and this publication cover different time periods and apply different collection methods and different classifications of incidents.

# TABLE OF CONTENTS

<b>Executive Summary</b> .....	4
<b>About CSG</b> .....	6
<b>Definition of Antisemitic Incidents</b> .....	6
<b>Reporting</b>	
Reporter Type .....	7
Method of Reporting .....	7
<b>Incident Categories</b>	
Extreme Violence .....	8
Assault .....	8
Threat .....	9
Damage and Desecration .....	10
Abusive Behaviour .....	11
Literature .....	13
<b>Analysis</b>	
Israel-Hamas War .....	14
Issue-motivated Incidents .....	16
Monthly Breakdown .....	16
Incident Victims .....	17
Sites Targeted .....	18
Incident Offenders .....	18
Social Media .....	18
Discourse .....	19
Geographical Analysis .....	20
<b>Law Enforcement Action</b> .....	21
<b>Suspicious Activity Reports</b> .....	23
<b>Conclusion</b> .....	23
<b>Contact Information</b> .....	24

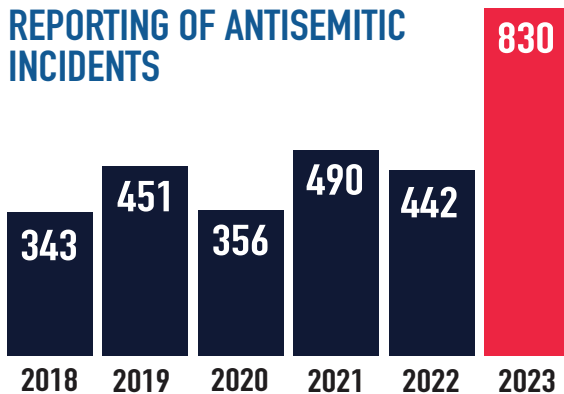
# EXECUTIVE SUMMARY

This report will statistically review antisemitic incidents in the 2023 calendar year, reported to the Community Security Group (CSG) across Australia.

This is the sixth published report by CSG on antisemitic incident statistics, albeit CSG has been recording antisemitic incidents since its inception.

**CSG recorded 830 antisemitic incidents in Australia in 2023. This represents an 88% increase in antisemitic incidents compared to the 442 incidents recorded in 2022. Further, this is the highest number of antisemitic incidents recorded by CSG in a calendar year and is 69% higher than the previous highest record in 2021 of 490 incidents. Such an increase represents an unprecedented rise in antisemitism across Australia.**

## REPORTING OF ANTISEMITIC INCIDENTS



This increase is attributed to a surge in antisemitic incidents related to the ongoing Israel-Hamas War. During the conflict, The Australian Jewish Community has been subject to unprecedented levels of vilification, including serious and unprovoked assaults; a riot outside a synagogue; hate speech during anti-Israel protests; death threats sent to prominent Jewish figures; and several hoax bomb threat campaigns. From January until September, there was an average of 32 antisemitic incidents per month; whereas between October and December, noting that the Israel-Hamas conflict began on 7 October 2023, there was an average of 182 antisemitic incidents per month. In fact, antisemitic incidents that occurred during the conflict comprised 65% of all antisemitic incidents for 2023. Whilst the rise in antisemitic incidents can be attributed to the local impact of the Israel-Hamas War, it cannot be labelled as the 'cause'. The cause continues to be the actions of individuals who seek to target and vilify the Jewish Community in Australia.

## KEY FINDINGS:

■ The single highest category of antisemitic incident reported was abusive behaviour at 644, followed by 84 antisemitic threats, 44 incidents of damage and desecration of Jewish property, 36 antisemitic assaults, 20 incidents of antisemitic literature and two acts of extreme violence.

■ There was an average of 69 antisemitic incidents per month in 2023. The highest number of antisemitic incidents was recorded in October at 223, which comprised 27% of all incidents. This was closely followed by 217 incidents in November as well as 105 incidents in December, all of which coincided with the Israel-Hamas War.

■ New South Wales experienced the highest reported number of antisemitic incidents at 408 (49%), followed by 303 incidents in Victoria (37%), 58 incidents in Western Australia, 30 incidents in Queensland, 13 incidents in South Australia, 12 incidents in Tasmania, 6 incidents in the Australian Capital Territory and no reported incidents in the Northern Territory.

■ Antisemitic incidents most commonly occurred in public places at 352 incidents (42%), followed by 158 incidents at synagogues, 99 incidents at Jewish organisations, 92 incidents at private properties, 82 incidents at Jewish private residences, businesses or properties and 47 incidents at Jewish schools.

■ There were two acts of extreme violence. In October 2023, a Jewish man was seriously assaulted, resulting in extensive injuries and hospitalisation, after identifying himself as Jewish and displaying pro-Israel sentiment in a public place. The second act of extreme violence cannot be disclosed publicly as it remains part of an ongoing investigation.

■ There were 36 assaults in 2023, which constituted a 227% increase compared to the 11 assaults in 2022. Further, this is the highest number of assaults recorded by CSG in a calendar year and is 200% higher than the previous highest record of 12 assaults in 2019. Most assaults occurred between October and December, and they disproportionately targeted identifiably Jewish individuals in public places and schoolchildren at non-Jewish schools.

■ There were 84 threats in 2023, which constituted a 740% increase compared to the 10 threats in 2022. Further, this is the highest number of threats recorded by CSG in a calendar year and is 211% higher than the previous highest record of 27 threats in 2019.

Most threats in 2023 occurred between October and December. These included a series of hoax bomb threats sent to Jewish facilities across Australia in December; an online post to the social media page of an anti-Israel group calling for the beheading of Jews during a pro-Palestine rally; an ISIS beheading video sent to two Jewish organisations warning of violence; and an abusive message sent to a Jewish school, stating a desire to commit arson on the facility and kill the occupants inside.

■ CSG identifies when certain types of discourse are involved in antisemitic incidents. In 2023, anti-Israel discourse was involved in 280 incidents, compared to 58 incidents in 2022, constituting a 383% increase. Further, there were 49 incidents which involved Islamist discourse, compared to 11 incidents in 2022, representing a 345% increase; and 321 incidents involved extreme-right discourse, compared to 247 incidents in 2022, representing a 30% increase. Although the nominal rise in incidents featuring extremist discourse is partially due to the overall increase in antisemitic incidents in 2023, the disproportionate increase in incidents involving anti-Israel discourse and Islamist discourse reflects the impact of the Israel-Hamas War on the local security environment.

■ One-hundred and ninety-two incidents (23%) occurred on the Jewish Sabbath (Shabbat) and 88 incidents occurred during a Jewish festival (11%).

■ Fifty-one incidents involved Jewish schoolchildren as victims, with 14 incidents targeting Jewish university students or staff on university campuses.

■ Law enforcement across the country were notified of 355 incidents (43%). In New South Wales, the NSW Police Force recorded 333 reports to police as 'Hate Crime Related' and targeting the Jewish Community.

■ Offenders were charged by law enforcement in relation to 28 antisemitic incidents.

■ In addition to the 830 antisemitic incidents reported to CSG in 2023, there were more than 3000 reports of suspicious and non-suspicious security-related activity reported to CSG and processed by the CSG workforce, as part of CSG's role in the provision of security to the Australian Jewish community.



**There remains significant under-reporting of antisemitic incidents to CSG and law enforcement in Australia, similar to other forms of hate crime. As a result, the true number of antisemitic incidents is likely to be much higher than recorded in this report. As such, the figures presented should be indicative of trends as opposed to nominal values. CSG encourages the Australian Jewish Community to report these incidents in future through the CSG 24/7 hotline for Emergency, Advice and Assistance (1300 000 CSG), CSG Alert app (New South Wales and Western Australia) JEAP app (Victoria) and to local police.”**

## ABOUT CSG

The Community Security Group (CSG) oversees the specialised and specific security needs of the Jewish Community in New South Wales, Victoria, Queensland and Western Australia. These organisations work closely with their associated Jewish Community Council or Jewish Board of Deputies, under the auspices of the Executive Council of Australian Jewry (ECAJ). In each representative state, CSG works closely with government and law enforcement to ensure oversight of each community's security and emergency management programs and policies.

## DEFINITION OF ANTISEMITIC INCIDENTS

CSG defines an antisemitic incident as any malicious act aimed at Jewish people, organisations or property, where there is evidence that the act has antisemitic motivation or content, or that the victim was targeted because they are or are believed to be Jewish.<sup>1</sup>

Antisemitic motivation, language or targeting must be demonstrated for the incident to be classified as antisemitic. This definition is not dictated by Commonwealth or state legislation, with both non-criminal and criminal incidents included in this report.

The general activities of antisemitic organisations have not been included in this statistical assessment, as these activities are far-ranging, significantly unpublishable and, in some cases, so voluminous that the data would be substantially and improperly skewed.

Antisemitic incidents may occur in a variety of forms, including physical force against people or property, verbal or written abuse and antisemitic posters, leaflets or stickers. A large amount of antisemitic activity also takes place online, particularly on social media platforms. CSG statistically records all formally reported antisemitic online activity but excludes proactively located antisemitic material unless it specifically targets a Jewish site or person in Australia. Antisemitic incidents online are recorded only when the victim and/or the offender is located in Australia.

An incident involving neo-Nazi symbology, specifically including the swastika, is categorically considered antisemitic where there is an intended public audience or victim. This includes the 'Sieg Heil' gesture, commonly referred to as the 'Nazi salute'.

Incidents that are strictly anti-Israel are not classified as antisemitic. However, incidents containing anti-



Israel components are classified as antisemitic where the incident has involved antisemitic discourse, evident antisemitic motivation and/or the targeting of a victim because they are, or are believed to be, Jewish or associated with the Jewish Community.

Of note, hundreds of incidents in 2023 were originally reported to CSG as 'antisemitic' but were later recategorised as reports of activity, as they were not antisemitic but rather strictly anti-Israel or political in nature. These reports have been categorically excluded from this report. Each report of antisemitism made to CSG is evaluated by the professional workforce to verify credibility and accuracy, and to ensure correct categorisation for reliable reporting and data analysis purposes.

### EXAMPLES:

■ During a pro-Palestine rally, an individual shouted, "I love Hamas and Hizballah. Get the f-cking Jews wiped out". The individual was later charged by police with offensive conduct (15 October 2023, New South Wales).

■ Graffiti reading "Kill Jews" and "Jews live here" was spray painted in pink on the wall of a Jewish-owned apartment complex (16 November 2023, Victoria).

<sup>1</sup> CSG has based this publication on the model of the Community Security Trust's (CST) annual and biannual publication on antisemitic incidents; 'Antisemitic Incidents Report 2023', Community Security Trust, 2023.

# REPORTING

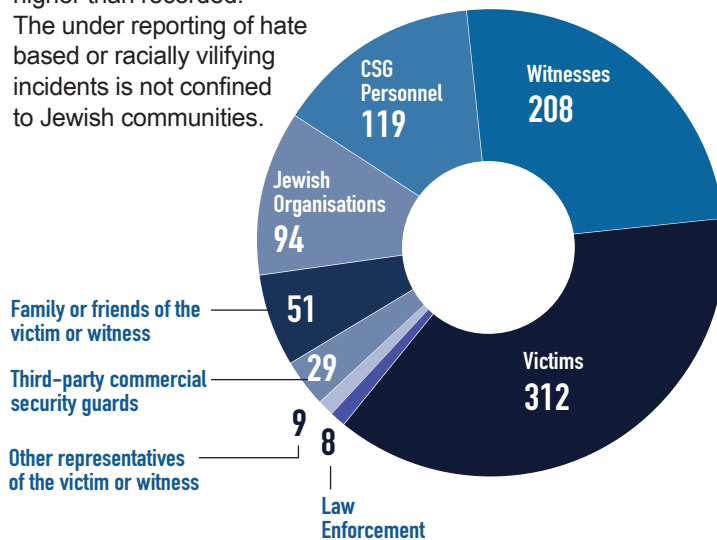
Antisemitic incidents are reported to CSG from an array of sources, including from victims and their family or friends, witnesses, the CSG workforce, third-party security guards operating at Jewish sites, other Jewish organisations and law enforcement.

## REPORTER TYPE

Incidents were most commonly reported by victims at 312 incidents (38%), followed by 208 incidents by witnesses, 119 incidents by CSG personnel, 94 incidents by other Jewish organisations, 51 incidents by family or friends of the victim or witness, 29 incidents by third-party commercial security guards, nine incidents by other representatives of the victim or witness and eight incidents by law enforcement.

There is significant under-reporting of antisemitic incidents to CSG and law enforcement in Australia, particularly by victims, likely making the actual number of antisemitic incidents substantially higher than recorded.

The under reporting of hate based or racially vilifying incidents is not confined to Jewish communities.

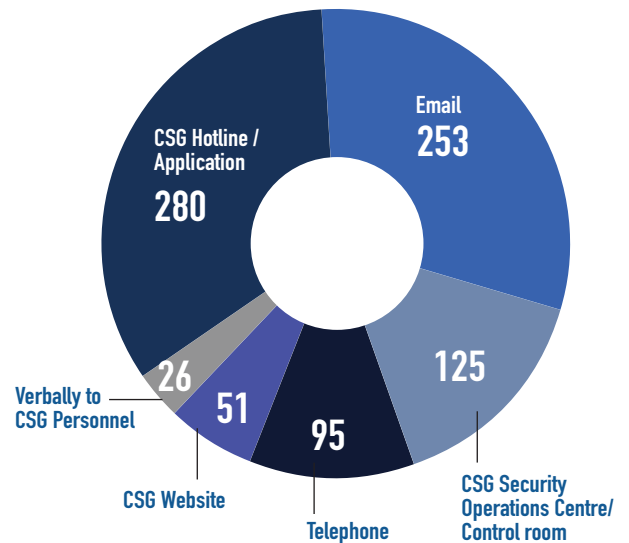


CSG notified law enforcement of 355 incidents, with offenders charged for 28 incidents.

CSG has a dedicated 24/7 hotline for emergency, advice and assistance, in addition to a smartphone application and website, for the reporting of antisemitic incidents.

## METHOD OF REPORTING

Incidents were most commonly reported to CSG via the CSG hotline / mobile app<sup>2</sup> at 280 incidents (34%), followed by email at 253 incidents. One-hundred and twenty-five incidents were reported to the CSG Security Operations Centre / Control Room, followed by 95 incidents via phone, 51 incidents via the CSG website and 26 incidents verbally to CSG personnel.



<sup>2</sup>Hotline (1300 000 274 [CSG]); CSG Alert app (NSW and WA) and JEAP app (VIC).



**CSG encourages the Australian Jewish Community to report all incidents through the CSG Hotline (1300 000 CSG) or app (CSG Alert for New South Wales and Western Australia, JEAP for Victoria) as preferred reporting methods”.**

# INCIDENT CATEGORIES

Antisemitic incidents are classified into six categories: extreme violence, assault, threat, damage and desecration, abusive behaviour and literature.<sup>3</sup>

The single highest category of antisemitic incident reported was abusive behaviour at 644, constituting 78% of all antisemitic incidents. This was followed by 84 threats, 44 incidents of damage and desecration, 36 assaults, 20 incidents of literature and two acts of extreme violence. Whilst abusive behaviour typically comprises the vast majority of antisemitic incidents, it has historically constituted a higher proportion of all antisemitic incidents. In 2023, the highest proportion of antisemitic incidents was attributed to the more serious incidents of assaults and threats.

## EXTREME VIOLENCE

Extreme violence is defined as any physical attack potentially causing loss of life or grievous bodily harm. It is considered the most severe category of antisemitic incident. An act of extreme violence can include an attempt which is unsuccessful.

In 2023, there were two incidents of extreme violence reported to CSG.

### EXAMPLES:

■ A Jewish man was seriously assaulted, resulting in extensive injuries and hospitalisation, after identifying himself as Jewish and displaying pro-Israel sentiment in a public place. The man was originally threatened by a group of individuals, who threw rocks at him and said that they would return to assault him. The man called 000; however, a larger group of people returned before police could arrive, where he sustained serious injuries after being severely beaten by the individuals (28 October 2023, New South Wales).

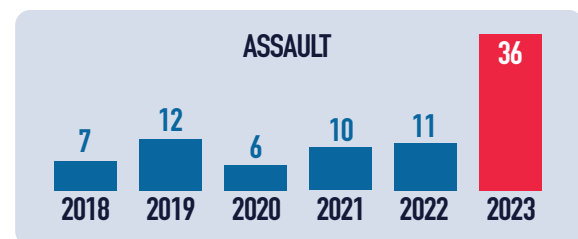
■ The second incident of extreme violence cannot be disclosed publicly for confidentiality reasons, as it forms part of an ongoing investigation.

#### EXTREME VIOLENCE

2018	1
2019	2
2020	0
2021	0
2022	1
2023	2

## ASSAULT

Assault is any actual or attempted physical attack against a person that constitutes actual bodily harm or common assault. This includes violent use of force, chasing a target with a perceived intention to cause harm, and use of projectiles, even when the target is missed. In 2023, there were 36 assaults in 2023, which constitutes a more than two-fold increase compared to 2022 and is – by a significant margin – the highest number of assaults recorded by CSG in a calendar year.



Twenty-six of the 36 antisemitic assaults (72%) occurred within the months of October through December, coinciding with the ongoing Israel-Hamas War. Almost half of all antisemitic assaults involved anti-Israel as well as antisemitic discourse, with four featuring extreme right discourse and three featuring Islamist discourse. Assaults occurred mainly in public places and private properties, and predominantly in areas with high Jewish populations in New South Wales and Victoria. Sixty-four percent of incidents targeted identifiably Jewish individuals, with all but five of these occurring in public places. Further, schoolchildren were disproportionately represented as victims, constituting 22% of assault victims, compared to comprising 6% of all antisemitic incident victims. In most cases, schoolchildren were assaulted at non-Jewish schools or in public places by other schoolchildren.

### EXAMPLES:

■ An individual attempted to gain entry to a Holocaust museum to discuss “issues about the Holocaust”. After being denied entry twice, the individual shouted, “More of you should have been killed”. He then returned and assaulted the security guard at the facility, pushing him in the chest and grabbing his throat (16 October 2023, South Australia).

<sup>3</sup> ‘Antisemitic Incidents Report 2023’ CST, 2024. These are categories adopted by the CST in their classification of antisemitic incidents in the United Kingdom.

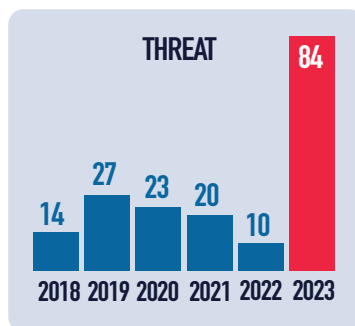


■ A Jewish man witnessed another individual attacking a service station attendant inside a service station. After calling 000, he began filming the encounter, at which point the individual exited the service station and then assaulted the Jewish man, punching him in the face whilst yelling “dirty rotten Jewish c-nt” and threatening to kill him. Police arrived on-scene, at which point the individual spat on and assaulted the attending officers, before eventually being arrested (8 November 2023, Victoria).

■ An identifiably Jewish man was assaulted inside a nightclub by a group of individuals who claimed to be Palestinian. The group initially approached the Jewish man and ripped his Star of David necklace off him, shouting: “Do you know where I’m from?”, “I’m from Palestine, you f-ckwit” and “Stop killing our people”. After making a report to security at the nightclub, both the Jewish man and group were ejected from the premises. An individual from the group then approached the Jewish man outside the nightclub and punched him in the face (9 November 2023, Victoria)

## THREAT

A threat is classified as any directly communicated intent to inflict a violent or hostile action. A threat may be verbal, written or physical. A threat is distinct from general abuse in that there is a direct insinuation of future violent or hostile action towards people and/or property.



In 2023, CSG recorded 84 threats. This represents a more than eight-fold increase compared to the 10 incidents recorded in 2022 and is – by a significant margin – the highest number of threats recorded by CSG in a calendar year. Twenty-five of these threats were made verbally in-person to Jewish individuals, with 22 made via social media, 16 via phone call, 14 via email, five via letter and two as gestures. Offenders were charged in relation to eight threats, all of which were laid by NSW Police. They were charged with ‘using a carriage service to menace, harass or offend’, ‘using a carriage service to make threats to kill’ or ‘stalk and intimidate with intent to cause fear of physical or mental harm’.

### EXAMPLES:

■ An individual called a synagogue and said, “Is this the Jewish people? I am Hitler and I will f-cking kill you. You are going to f-cking die ... I will gas the Jews” (8 April 2023, Tasmania).



■ A Jewish man was walking in an inner-city neighbourhood when an unknown individual approached him and asked whether he was Jewish, before yelling, “You are brave to be walking through here. You should be careful ... Go back to Bondi. I will kill you. I’m serious” (2 May 2023, New South Wales).

■ An individual approached congregants gathered outside a synagogue and shouted, “Are you Jews scared of me? Well, you should be scared of me. I’m going to blow this place up.” (28 September 2023, New South Wales).

■ Two individuals walked past a synagogue and shouted “Allahu Akbar”, before saying that they would “blow up the synagogue” (8 October 2023, New South Wales).

■ A vehicle stopped next to a Jewish man and the occupants inside asked, “Do you know where any Jews are?”. When the man inquired as to why they were asking, the occupants replied with, “We are on the hunt to kill Jews” (10 October 2023, Victoria).

■ An individual sent several threats to Jewish organisations via social media. The first threat included a message that said, “We will blow your building up and cut your heads off soon. Gas a Jew”. The second and third messages included a video of an ISIS beheading and the caption, “We are coming for you soon, from western Sydney”. The offender was later identified by police and charged with several telecommunications offences in New South Wales (11-12 October 2023, New South Wales and Victoria).

■ An individual approached two Jewish individuals and asked if they were Jewish. He then shouted, “The Muslims are going to kill all the Jews. Hitler didn’t finish the job ... Next time, I’m going bring a knife and kill you” (25 October 2023, Victoria).

Two individuals began shouting “F-ck the Jews” and “F-ck Israel” towards crowds at a popular beach. After being told to leave the area by a member of the public, one of the individuals replied with “F-ck the Jews. F-ck you. F-ck Israel” and threatened to sexually assault his wife in front of him. Police later charged the individual with an intimidation offence (22 October 2023, New South Wales).

A local individual posted on social media: “Time to extinct ALL jews. They are nothing but trash. Let’s go! Kill your neighbour jew. Kill the cun7s in Palestine. It is Palestine! Not fugging Israel! IT IS PALESTINE!!!!!! End of story ... Kill every jew! [sic]” (23 October 2023, Queensland).

## DAMAGE AND DESECRATION

Damage and desecration is defined as any adverse material act against Jewish-owned property or property perceived to be associated with Jews. The act must be directed against property, with no potential harm to people. This category includes antisemitic graffiti, vandalism, postering and hacking, and is distinct to general abusive behaviour as it targets Jewish property.

In 2023, CSG recorded 44 incidents of damage and desecration. This is a similar figure to the 41 incidents of damage and desecration recorded in 2022 and is the highest number of incidents of this kind recorded by CSG in a calendar year. Twenty-one of these incidents were acts of antisemitic vandalism of Jewish locations, followed by 16 incidents of graffiti and seven incidents of sticking. Most incidents (43%) targeted Jewish properties, businesses or residences, with 30% featuring anti-Israel as well as antisemitic discourse.

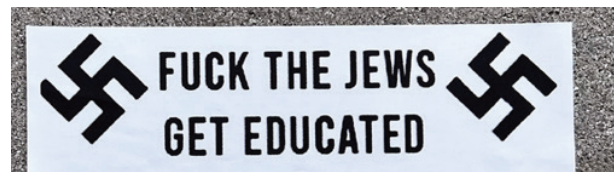
### EXAMPLES:

At least 10 identifiably Jewish headstones were defaced with white stencils of a Nazi swastika at a Jewish cemetery (31 January 2023, New South Wales).

On the anniversary of Adolf Hitler’s birthday, antisemitic stickers, with extreme right discourse and links to neo-Nazi groups, were placed on a synagogue and Jewish memorial by a minor. The offender was later identified and charged by police (20 April 2023, Australian Capital Territory).

Graffiti including a Nazi swastika and the words, “Kill the Jews”, were located on the private residence of a Rabbi (11 November 2023, New South Wales).

A swastika was spray painted in blue on the headstone of a Jewish grave (7 November 2023, Victoria).



A gardener working at a property approached a group of Jewish individuals inside a vehicle and asked whether they were Jewish. After they identified as Jewish, he then proceeded to extensively damage the vehicle using gardening tools. Police arrived, at which point the individual attempted to assault them, before eventually being arrested (9 November 2023, Victoria).

An individual threw two glasses of red paint at a synagogue (23 November 2023, Western Australia).

A Jewish prayer book was found torn up, damaged and discarded on a public street (18 December 2023, Queensland).

## ○ ABUSIVE BEHAVIOUR

**Abusive behaviour is insulting or offensive antisemitic activity. The behaviour may be directed towards a victim or be broadly offensive and may include verbal or written abuse and antisemitic gestures.**

In 2023, CSG recorded 644 incidents of abusive behaviour. Abusive behaviour constituted the largest category of reported antisemitic incidents in 2023, which is similar to previous years. Unlike previous years, however, abusive behaviour comprised a smaller proportion of overall antisemitic incidents, at 78%. This is mainly due to the sharp rise in antisemitic assaults and threats.

The 644 incidents of abusive behaviour in 2023 included 276 incidents of antisemitic verbal abuse (43%), 125 reports of antisemitic graffiti, 74 antisemitic gestures, 65 reports of antisemitic abuse on social media, 35 antisemitic phone calls, 28 antisemitic emails, 13 antisemitic stickers, 11 antisemitic letters, 10 reports of antisemitic vandalism and seven antisemitic web enquiries. This distribution of incidents is similar to historical data.

### VERBAL ABUSE

276

### ANTISEMITIC GRAFFITI

125

### ANTISEMITIC GESTURES

74

### ABUSE VIA SOCIAL MEDIA

65

### ANTISEMITIC PHONE CALLS

35

### ANTISEMITIC EMAILS

28

### ANTISEMITIC STICKERING

13

### ANTISEMITIC LETTERS

11

### ANTISEMITIC VANDALISM

10

### ANTISEMITIC WEB ENQUIRIES

7

### EXAMPLES:

■ An individual made comments, “Hitler was right. He should have killed all the Jews ... Kanye [West] was right about the Jews”, before alluding to poisoning a Jewish person (6 January 2023, Victoria).

■ A synagogue received a voicemail from an unknown individual, who yelled: ‘F-ck you Jew. I’ll f-cking gas you. Hitler’s coming back, you f-cking Jew’. The individual called the synagogue several days later and shouted ‘f-cking kike’ to a staff member over the phone. Police later identified the caller, and they were charged with ‘using a carriage service to menace, harass or offend’ (13 and 15 January 2023, New South Wales).

■ Antisemitic graffiti reading, ‘Kill the Jews’, ‘Fag’, ‘KKK’ and ‘Hitler’, was located on a children’s playground (10 February 2023, New South Wales).

■ A boat with the words, ‘Jew Hunter’ written on the side, was observed operating nearby a Jewish area (4 March 2023, New South Wales).

■ An individual made comments in a predominantly Jewish area which included “he’s a bloody Jew”, “You Jews, Hitler should have finished the job” and “Jews should be wiped out”. The individual then approached two identifiably Jewish individuals and shouted “f-cking Jew” and “Jewish c-nt” towards them (24 June 2023, Victoria).





■ On the anniversary of the September 11 terror attacks, graffiti was located in a public area which included a Star of David, the words “911” and a link to a website which suggested that Jews were responsible for the terror attacks (11 September 2023, Victoria).

■ Multiple graffiti tags of ‘F-ck Jews’ were located nearby a synagogue in a park (9 October 2023, New South Wales).

■ An antisemitic email was sent to a Jewish organisation in relation to the Israel-Hamas War (13 October 2023, New South Wales).



History shows how hated you are I would crush a filthy Jew like a cockroach under foot .  
If you show your ugly head to me in my country I will cut it off and roll it down the street I'm not a rag head Bring back the Furher No difference

■ An individual sent the following message to a Jewish school via Instagram. The individual was later charged with using a ‘carriage service to menace, harass or offend’ (18 October 2023, New South Wales).

You're school is nothing but a disgrace and I hope all the children, parents & staff who spend a cent to support the devil get cancer and die a slow painful death. Just as you should. Enjoy your day. I hope it's your last x

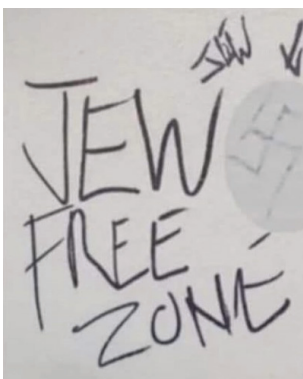
Praise hitler, if only he was here to continue the mass destruction of your blood line.



■ Two Stars of David were drawn next to a street sign which said, ‘No entry’ (8 November 2023, New South Wales).

■ Graffiti reading “Jew Free Zone” and “Jews not welcome” was located in an inner-city neighbourhood (18 November 2023, Victoria).

■ Graffiti reading ‘F-ck the Jews’ was located on private property (7 December 2023, New South Wales).



## LITERATURE

Literature is antisemitic material that is distributed in multiple quantities, with each piece identical in content. It is often applicable in incidents of mass-produced antisemitic posters and stickers that are widely distributed over a geographic area, or identical antisemitic emails or letters sent to multiple recipients. Such a distribution would count as one incident to reflect that it is one act by one offender or group. This also avoids inflating the overall statistics. In addition, CSG excludes from statistical review proactively sought antisemitic literature that reflects the general activities of antisemitic organisations.

In 2023, there were 20 incidents of literature recorded by CSG. This is the same figure as reported in 2022 and is generally similar to historical data. Eighty percent of all incidents contained extreme right discourse, which is similar to that recorded in 2022. This reflects the ongoing mass distribution of propaganda and extremist material by far-right groups across Australia, specifically the use of emails, letters, graffiti and sticking to spread antisemitic material. Further, compared to other incident categories, incidents of literature were reasonably spread across the country, with several incidents recorded in New South Wales, Queensland, Tasmania, Victoria and Western Australia.



### EXAMPLES:

- Several antisemitic letters containing far-right discourse were placed in residential letterboxes, including at Jewish residences (25 July 2023, New South Wales).

- Posters of Adolf Hitler, with Israeli Prime Minister Benjamin Netanyahu superimposed on the image, were affixed to numerous public locations in predominantly Jewish locations (5 November 2023, New South Wales).



CSG staff have undergone specialist training to professionally respond to, assess, record and triage antisemitic and other security incidents, and provide specific security and incident advice to victims and witnesses. CSG respects the wishes and needs of incident victims including victim confidentiality and liaison with law enforcement.”

# ANALYSIS

## ISRAEL-HAMAS WAR 2023

This report fundamentally demonstrates the extent of the impact of overseas conflicts involving Israel on the local security environment. CSG attributes the 88% increase in antisemitic incidents in 2023 almost entirely to the impacts of the ongoing Israel-Hamas War. This is supported by details of incident reports as well as captured data. In fact, prior to the Israel-Hamas War, projected analysis by CSG indicated that antisemitic incident levels in Australia in 2023 were likely to be 13% lower than 2022.

**Sixty-five percent of all antisemitic incidents occurred during the conflict**, with an average of 182 antisemitic incidents recorded per month between October and December. This compares to the average of 32 antisemitic incidents per month between January and September, prior to the conflict. Further, 49% of antisemitic incidents during the Israel-Hamas War involved anti-Israel and/or Islamist discourse as well as antisemitic discourse. Incidents involving anti-Israel and Islamist discourse increased by 382% and 345% respectively when compared to 2022.

In addition to a nominal increase in the volume of antisemitic incidents in 2023, the Israel-Hamas War had a direct impact on the distribution and pattern of antisemitic incidents across the country. **There was a surge in more serious incidents, comprising acts of extreme violence, assaults and threats during the conflict period.** Of the 36 assaults recorded in 2023, which constituted a 227% increase, 26 of them (72%) occurred during the Israel-Hamas War, with 13 involving anti-Israel and/or Islamist discourse as well as antisemitic discourse. In the same vein, of the 84 threats recorded in 2023, which constituted a 740% increase, 68 of them (81%) occurred during the Israel-Hamas War, with 33 involving anti-Israel and/or Islamist discourse as well as antisemitic discourse.

**These findings demonstrate that an unprecedented increase in antisemitic violence and vilification targeting the Jewish community occurred during the Israel-Hamas War.**

Such a sudden – and perhaps unexpected – change in Australia’s security environment reflects the scale of this conflict, which has been the largest since Israel’s inception. It also reflects how conflicts involving Israel can galvanise extremist and hostile actors whose beliefs and motivations may be otherwise hidden in the local environment.

The data relating to incidents reported to CSG during the Israel-Hamas War demonstrate other key insights:

- *Actors from across the ideological spectrum – Sunni extremist, Shia extremist, extreme right and extreme left – were all, to varying degrees, involved in perpetrating antisemitic incidents. Whilst it may be anticipated that offenders may be of certain profiles and hold particular ideologies, CSG’s data – which accords with historical findings – demonstrates that offenders hold ideologies from across the ideological spectrum.*
- *There was a surge in incidents targeting Jewish individuals at their private residences, businesses and properties in 2023. In 2022, there were 21 antisemitic incidents which occurred at Jewish private residences, business and properties, comprising approximately 5% of all incidents. Throughout the Israel-Hamas War in 2023, 65 incidents occurred at Jewish private residences, business and properties, constituting a more than three-fold increase, and which does not even factor in any incidents recorded between 1 January and 6 October 2023. This demonstrates that Jewish individuals have been increasingly targeted at their homes and businesses, outside of public places and communal locations.*
- *There were countless reports of unprovoked incidents of abuse, threats and assaults targeting identifiably Jewish individuals, particularly in public places. In most cases, the nature of the incident demonstrated that perpetrators held anti-Israel and, at times, other motivations, yet targeted identifiably Jewish individuals entirely because of their religion which was overtly displayed. During the Israel-Hamas War, there were 169 incidents which targeted identifiably Jewish individuals, 58% of which occurred in public places.*
- *Of the 26 charges laid by law enforcement in 2023, 16 of them (62%) related to incidents that occurred during the Israel-Hamas War, reinforcing the finding that more serious incidents – by their qualification as ‘criminal’ and warranting prosecution – occurred during the conflict period.*

Amidst the findings in this report, the political dimension of this issue must be recognised. Ongoing conflicts in Israel over time have been distinct to other conflicts globally and in the Middle East. They have a uniquely far-reaching and emotive impact on diaspora communities around the world. Since the outbreak of the conflict, Jewish communal security groups worldwide have recorded surging levels of anti-Jewish hate crime, antisemitic hate speech and antisemitic protest activity.

In the local security environment, there were some noteworthy and 'watershed' incidents directly related to the conflict.

● On Monday 9 October 2023, two days after the Hamas terror attacks in Israel, approximately 1000 protesters linked with far-left and anti-Israel groups gathered in Sydney CBD. They initially planned to hold a protest at Sydney Town Hall to protest against the expected Israeli retaliation to the attacks; however, the protest crowd later moved to Circular Quay to protest the lighting of the Sydney Opera House in the colours of the Israeli flag. Members of the crowd were filmed chanting "F-ck the Jews" and other slurs. Other members held Hizballah flags, burnt Israeli flags and assaulted and threatened Jewish community members who attended the area to view the Opera House. NSW Police have charged at least five individuals in relation to the assaults. No charges have yet been laid in relation to the offensive speech.



Police clash with protesters outside synagogue, sourced from *The Herald Sun*, 14 November 2023.



Pictures of the protest crowd, sourced from *The Australian*, 10 October 2023.

● On 10 November 2023, the day after a restaurant burnt down in Caulfield, pro-Palestine protesters gathered in the predominantly Jewish suburb to show support for the business owners. Protesters clashed with police, leading to several arrests and the evacuation of a nearby synagogue. Several Jewish community members were assaulted, threatened and verbally abused. Victoria Police also arrested other individuals in relation to an assault and an attempted vehicle ramming of members of the public nearby, several hours prior to the protest.

● Throughout December, numerous hoax bomb threats were made to synagogues across Australia.



#### EXAMPLES:

- A swastika was spray painted in black paint on a poster depicting an individual kidnapped by Gaza militant group, Hamas (22 October 2023, Victoria).
- Two identifiably Jewish individuals were exercising, when a group of construction workers yelled "Is that a bullet-proof vest?", referring to a weighted vest that one of the individuals was wearing. The workers then yelled, "You must be a Jew. F-ck you. Should we shoot you?" (24 October 2023, New South Wales).
- An antisemitic email was sent to a Jewish organisation (25 October 2023, New South Wales).
- A Jewish individual was walking with an Israeli flag when a crowd started chanting "Gas the Jews" and "F-ck the Jews" towards him (5 November 2023, Victoria).
- Whilst on a domestic flight with a major Australian airline, an identifiably Jewish couple were verbally abused by another passenger who shouted: "Free Palestine", "You're killing our babies" and "Go back to your home" (18 December 2023, New South Wales and Victoria).

## ○ ISSUE-MOTIVATED INCIDENTS

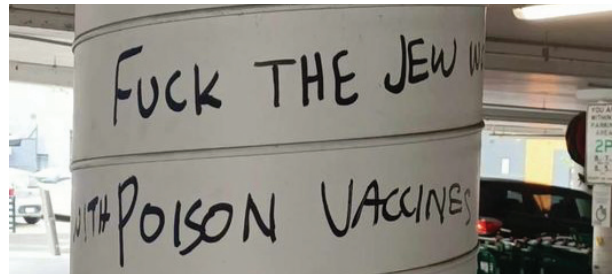
In addition to the Israel-Hamas War, there were other identified patterns of antisemitic incidents which related to specific political and other issues in 2023. These included:

- *Ongoing conspiracy theories relating to Jews creating the COVID-19 virus and vaccine.*
- *Sympathy and allegiance with antisemitic comments made by US celebrity, Kanye West in 2022.*
- *Antisemitic dimensions to views in relation to the ongoing Russia-Ukraine War. Antisemitic discourse has been present amongst some Russian nationalist movements, drawing on antisemitic tropes when describing the Ukrainian Government, a significant proportion of whom are Jewish; however, by the same token, antisemitic discourse has also been part of elements of the Ukrainian resistance, with local neo-Nazi groups sympathising with extremist Ukrainian militias. Incidents with these features have presented locally in protests and online.*
- *Extremist narratives alleging that ‘The Voice’ referendum was orchestrated by a powerful Jewish lobby attempting to impinge the rights of white Australians.*

### EXAMPLES:

■ **COVID:** Graffiti which read “F-ck the Jews ... with the poison vaccine” was located in a supermarket carpark (19 September 2023, Victoria).

■ **Kanye West:** Graffiti reading “Kanye was right” [referring to the antisemitic comments made by celebrity Kanye West] was spray painted over posters of hostages taken by Hamas during their incursion of Israel (22 October 2023, New South Wales).



## ○ MONTHLY BREAKDOWN

There was an average of 69 antisemitic incidents per month in 2023. This equates to approximately 2.3 incidents per day. Unlike previously and as already outlined in this report, data was skewed in October, November and December due to the impacts of the Israel-Hamas War on the local security environment. The highest number of incidents occurred in October at 223, followed closely by November at 217.

Further, there are typically a higher-than-average number of incidents during the Jewish High Holy Days in September and October due to increased Jewish communal activity which often sees a corresponding rise in opportunistic antisemitic incidents. The decrease in December to 105 – compared to October and November – is attributed to the holiday season.



## ○ INCIDENT VICTIMS

### Antisemitic incidents in 2023 targeted a large cross-section of the Jewish community across Australia.

Identifiably Jewish individuals were the victims of 235 incidents (28%). This comprises a much higher proportion than historically. In 2022, 14% of antisemitic incidents were perpetrated against identifiably Jewish individuals. This is attributed – at least in part – to the local impact of the Israel-Hamas War, in which identifiably Jewish individuals were disproportionately targeted through assault, threat and abuse in public areas. Seventy-two percent of incidents targeting identifiably Jewish individuals in 2023 occurred during the period of the Israel-Hamas War. Twenty-three of the 36 assaults (64%) in 2023 targeted identifiably Jewish individuals, with 57% of all incidents which targeted identifiably Jewish individuals occurring in public places.

Schoolchildren were the victims of 51 incidents. Twenty-seven of these incidents (53%) occurred at non-Jewish schools, eight in public areas, eight at Jewish schools, four on public transport directly before or after school, three whilst travelling to or from school and one on social media. Eight incidents (16%) in which schoolchildren were victims involved assaults, whilst five were threats. Of the 41 incidents involving schoolchildren where the age of the offender was recorded, 32 were other minors, eight were adults and one involved both an adult and a minor.

Jewish university students or staff were the victims of 14 antisemitic incidents at universities across Australia. These included two assaults, with 10 incidents (71%) including anti-Israel as well as antisemitic discourse.

### EXAMPLES:

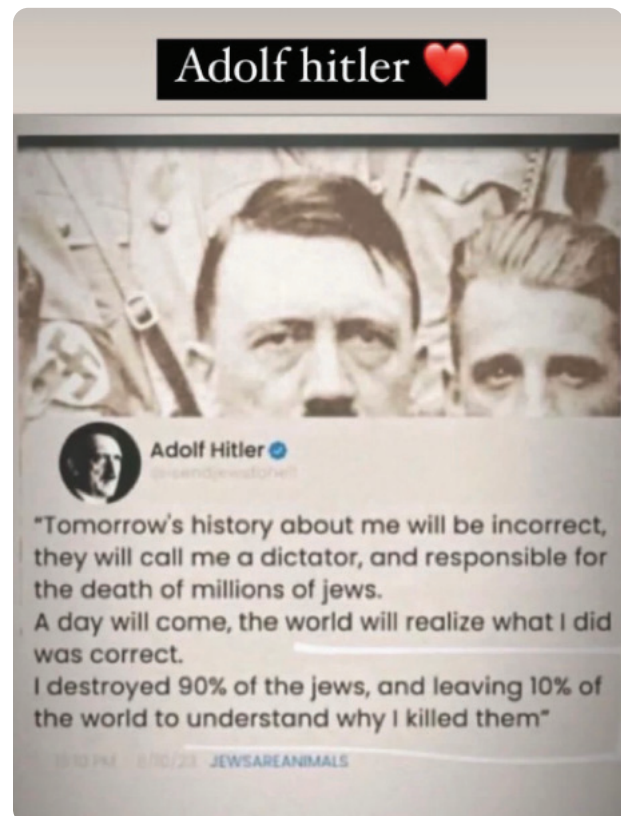
- Whilst walking home from synagogue, a driver stopped his vehicle nearby an identifiably Jewish individual, before yelling “F-ck the Jews” and performing a Nazi salute towards him (14 October 2023, New South Wales).
- Two schoolchildren from a Jewish school were aboard a public bus in their school uniforms. An individual (adult) boarded the bus and began verbally abusing them, saying that “Jews are murderers” and that the students were “killing people in Gaza”. Both students immediately alighted from the bus and fled the area (20 October 2023, New South Wales).

- A schoolchild was verbally abused at a non-Jewish school by other children, who threatened to stab him, as he was the son of a staff member who worked at a Jewish school (23 October 2023, Queensland).

- Two schoolchildren from a Jewish school in school uniform were approached by an individual who said, “You people are all monsters. I wish you were bombed instead” (10 November 2023, New South Wales).

- A vehicle with at least five occupants stopped in traffic outside a Jewish school and yelled towards an identifiably Jewish schoolchild, “Free Palestine. F-ck the Jews. F-ck your country. Everybody hates Jews. We have tons of gas.” (10 November 2023, Victoria).

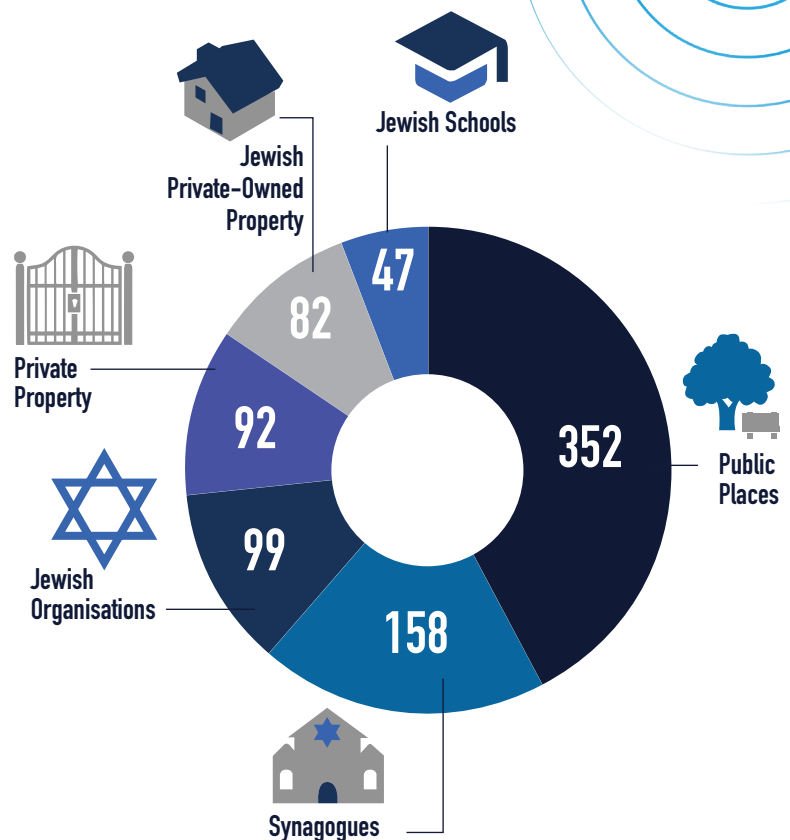
- A university student shared a post glorifying Adolf Hitler with other students via social media (18 October 2023, New South Wales).



## SITES TARGETED

Incidents most commonly occurred in public places at 352 (42%), followed by 158 incidents at synagogues, 99 at Jewish organisations, 92 on private properties, 82 at Jewish private residences, businesses or properties and 47 at Jewish schools.

This composition is relatively similar to historical data, although incidents at Jewish private residences, businesses or properties increased in its share of total incidents by 5%.



## INCIDENT OFFENDERS

Where possible, CSG has recorded the age, gender and appearance of incident offenders.

In 402 incidents (48%), the age of an offender was recorded. From these 402 incidents, 341 involved adults, 56 involved minors and five involved both adults and minors. These findings are consistent with recent data outlining that minors are increasingly involved in hate and extremist activity. One hundred and fifty-six incidents involved more than one offender.

A physical description of the offender was obtained in 308 incidents (37%), noting that a large number of incidents are not physical (i.e. phone call, email, social media, etc). Offenders were described as Caucasian in 160 incidents, followed by Middle Eastern in 132 incidents, Asian in seven incidents, South Asian in four incidents, Pacific Islander in three incidents and Aboriginal or Torres Strait Islander in two incidents.

## SOCIAL MEDIA

Ninety-three antisemitic incidents (11%) occurred on social media. These included 20 threats made to Jewish individuals and businesses as well as synagogues, Jewish organisations and schools. Whilst this is marginally higher than previous figures, it is relatively similar to historical data. The slight increase is likely due to the larger number of incidents relating to the Israel-Hamas War which occurred on social media, with 57 of the 93 incidents (61%) on social media featuring anti-Israel as well as antisemitic discourse.

These figures marginally reflect the volume and scope of antisemitism on social media and other online platforms. A large amount of antisemitic

content is frequently posted indiscriminately and anonymously by diverse social media users worldwide. CSG only statistically records formally reported antisemitic online activity where the victim and/or the offender is located in Australia. Proactively located antisemitic material posted online is excluded unless it specifically targets a Jewish site or person in Australia.

### EXAMPLES:

■ A user posted a comment on a Jewish organisation's social media page: "We will remove all Jews in Australia" (29 October 2023, Queensland).

## DISCOURSE

**Particular and distinct types of discourse featured in an increasing number of antisemitic incidents in 2023. CSG records when Islamist, extreme right and/or anti-Israel discourse are involved in an incident alongside antisemitic discourse. This provides insight into the motivations of incident offenders and where extremist movements may be growing.**

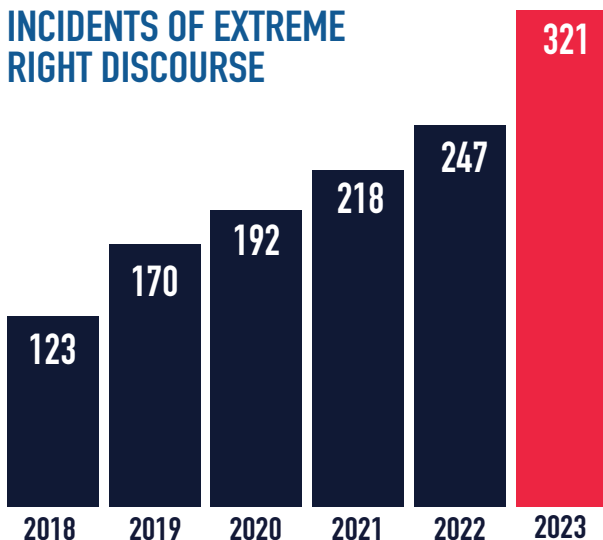
In 2023, there were 280 incidents which contained anti-Israel discourse, constituting 34% of total incidents. This compares to the 58 incidents with anti-Israel discourse in 2022, which comparatively comprised 12% of total incidents and represents a 383% increase. This increase is attributed to the local impact of the Israel-Hamas War.

There were 49 incidents involving Islamist discourse, comprising 6% of total incidents. This compares to the 11 incidents featuring Islamist discourse in 2022, which comparatively comprised 2% of total incidents and represents a 345% increase. This increase is also attributed to the local impact of the Israel-Hamas War.

Extreme right discourse featured in 321 incidents, constituting 39% of all antisemitic incidents. In 2022, by comparison, there were 247 incidents featuring extreme right discourse, comparatively constituting 56% of all antisemitic incidents. Although incidents of this type comprised a smaller proportion of total incidents in 2023, this figure reflects that the steady rise of extreme right sentiment across Australia remains.

Although all of these increases are partially due to the overall increase in antisemitic incidents, the increasing prevalence of certain types of discourse reflects how extremist rhetoric is becoming increasingly normalised and part of mainstream narratives.

### INCIDENTS OF EXTREME RIGHT DISCOURSE



### EXAMPLES:

■ An individual called a synagogue and left a voicemail, in which he discussed the Israel-Palestine conflict, before saying, “Do you want to send around a couple of Jewish f-cking scum to chuck rocks at my fence because I’d love to f-cking shoot them ... You f-cking scumbag motherf-ckers are lower than f-cking sh-t” (24 August 2023, Tasmania).

■ An individual – with a Nazi flag affixed to his vehicle – was observed driving erratically and recklessly through predominantly Jewish areas. After multiple calls to CSG and 000, the individual was arrested soon after and charged with public display of a Nazi symbol (14 October 2023, New South Wales).



■ An individual was observed walking on a public beach with a swastika painted in white on his back (15 October 2023, Western Australia).

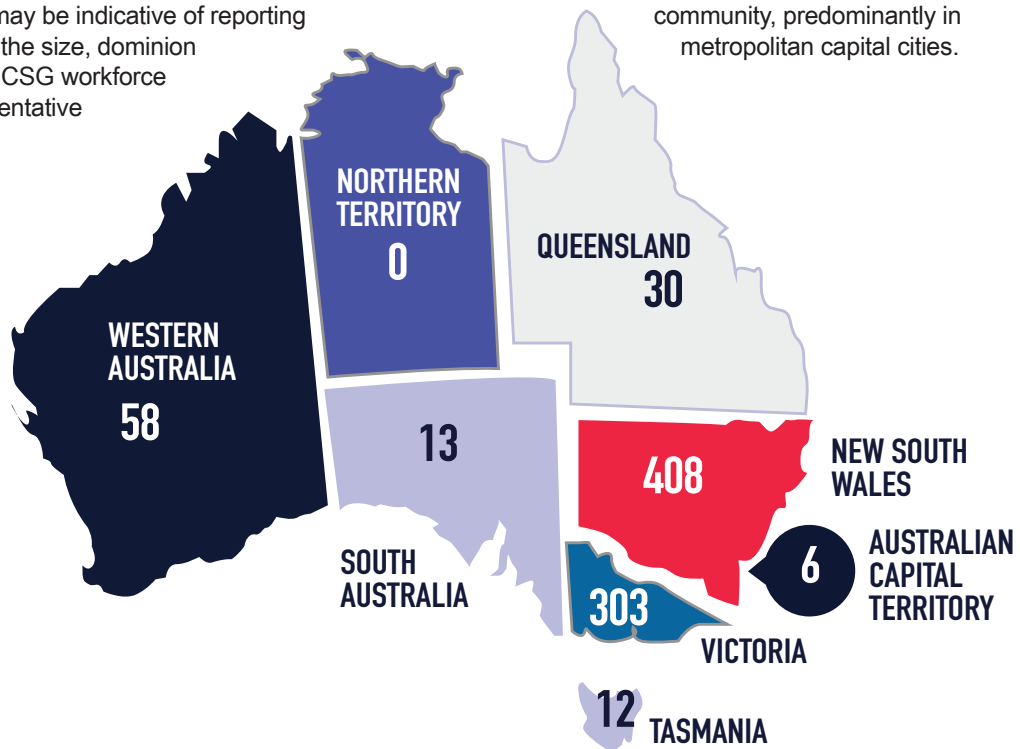
## GEOGRAPHIC ANALYSIS

**New South Wales experienced the highest reported number of antisemitic incidents at 408 (49%), followed by 303 incidents in Victoria (37%), 58 incidents in Western Australia, 30 incidents in Queensland, 13 incidents in South Australia, 12 incidents in Tasmania, 6 incidents in the Australian Capital Territory and no reported incidents in the Northern Territory.**

Of the 830 incidents recorded by CSG in 2023, 86% occurred in New South Wales and Victoria. This closely mirrors the distribution of Australian Jewry residing across the country, with 87% residing in either New South Wales or Victoria. Disparities between states may be indicative of reporting levels as well as the size, dominion and reach of the CSG workforce and other representative organisations.

Across all states, there were recorded increases in antisemitic incidents, although to varying degrees. Victoria recorded the highest increase from 103 to 303 incidents, constituting a surge of 194%. Queensland, Tasmania and Western Australia all recorded increases of more than 100%, whilst New South Wales recorded a 45% increase. Modest increases were observed in the Australian Capital Territory and South Australia, although analysis of percentage changes is generally unreliable when data sample sizes are small.

Incidents were generally concentrated in the suburbs and areas most heavily populated by the Jewish community, predominantly in metropolitan capital cities.



- In New South Wales, 99% of incidents occurred in metropolitan Sydney, with 23% of incidents occurring in the Bondi area, although incidents were relatively spread across the city.
- In Victoria, all incidents occurred in metropolitan Melbourne, with 26% of incidents occurring in the Caulfield area.
- In Western Australia, 97% of incidents occurred in Perth, with 14 incidents occurring in Mount Lawley and nine incidents in Dianella.
- In Queensland, incidents were spread across cities in the state. Seventy percent of incidents occurred in metropolitan Brisbane, whilst four incidents occurred on the Gold Coast, three incidents on the Sunshine Coast and two incidents in Cairns.
- In South Australia, 85% of incidents occurred in Adelaide, with 46% in the Adelaide CBD area.
- In Tasmania, 58% occurred in Launceston and 33% occurred in Hobart.
- In the Australian Capital Territory, all incidents occurred in Canberra.

# LAW ENFORCEMENT ACTION

28 offenders were charged in relation to documented and reported incidents in 2023. This represents an 115% increase compared to 2022, although the percentage change must be viewed within the context of the overall increase in incidents, a significant proportion of which were more serious in nature. According to CSG records, all of these charges were laid by NSW Police, although several arrests were made by Victoria Police.

Further, media reports have detailed that Victoria Police have made 42 arrests in relation to “alleged antisemitic crimes” in 2023<sup>4</sup>. This finding demonstrates that law enforcement continue to hold antisemitic incident offenders accountable for their actions, where crimes have been committed. It must be noted, however, that a significant amount of antisemitic activity does not qualify as a criminal offence and not all victims wish to report incidents to law enforcement and/or provide statements for prosecution.

## EXAMPLES:

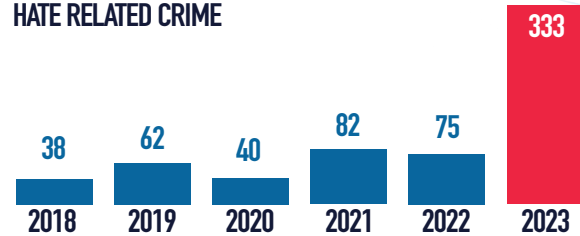
■ Three individuals walked past a Holocaust museum and made ‘Sieg Heil’ salutes whilst impersonating a soldier marching. Police were contacted and arrested the three individuals onsite. All three offenders were charged with public display of a Nazi symbol (13 October 2023, New South Wales).

The most common charge laid by law enforcement was ‘using a carriage service to menace, harass or offend’, a type of telecommunications offence. Pleasingly, six incidents resulted in prosecution in New South Wales for the recently enacted offence of publicly displaying the Nazi symbol without a reasonable excuse.

In each representative state, CSG works closely with government and law enforcement agencies to ensure oversight of each Jewish community’s security and emergency management programs and policies. A key function of CSG is providing law enforcement with information relating to antisemitic incidents as well as evidence of hate crimes to assist with prosecutions. Law enforcement were notified in relation to 355 antisemitic incidents (43%) in 2023.

Hate crime statistics are actively recorded by law enforcement across Australia. In New South Wales, the New South Wales Police Force Engagement and Hate Crime Unit classified a total of 333 reports to police as ‘Hate Crime Related’ and targeting the Jewish Community in 2023, noting that the collection and classification methods for recording this data are not the same as that used by CSG.

## HATE RELATED CRIME



The concentration of the Australian Jewish population in particular areas of metropolitan cities across Australia has also meant that antisemitic incidents are generally confined to a select number of police jurisdictions.

## NSW

In New South Wales, 200 incidents occurred in Eastern Suburbs Police Area Command (PAC), followed by 34 in Eastern Beaches PAC, 32 in Sydney City PAC, 30 in Kings Cross PAC, 18 in Ku-Ring-Gai PAC, 13 in North Shore PAC, 10 in Inner West PAC, 10 in St George PAC, six in Parramatta PAC, six in South Sydney PAC, four in Leichhardt PAC, four in Surry Hills PAC, three in Bankstown PAC, three in The Hills PAC, two in Auburn PAC, two in Newcastle City Police District (PD), two in Northern Beaches PAC, two in Richmond PD, two in Ryde PAC, one in Blue Mountains PAC, one in Brisbane Water Police District, one in Burwood PAC, one in Campbelltown City PAC, one in Campsie PAC, one in Cumberland PAC, one in Fairfield City PAC, one in Mount Druitt PAC, one in Murray River PD, one in Port Stephens-Hunter PD, one in Riverstone PAC and one in Sutherland Shire PAC. One incident occurred within the jurisdiction of the Australian Federal Police and 12 incidents did not occur within a select NSW Police jurisdiction.

Eastern Suburbs PAC .....	200
Eastern Beaches PAC .....	34
Sydney City PAC .....	32
Kings Cross PAC .....	30
Ku-Ring-Gai PAC .....	18
North Shore PAC .....	13
Inner West PAC .....	10
St George PAC .....	10
Parramatta PAC .....	6
South Sydney PAC .....	6
Other PACs and PDs .....	36
N/A and AF: .....	13

<sup>4</sup> <http://www.australianjewishnews.com/one-antisemitic-incident-every-day/>

<sup>5</sup> NSW Police have not validated the data contained in this publication, nor CSG’s interpretation of the data.

## VICTORIA

In Victoria, 126 incidents occurred in Caulfield Police Service Area (PSA), followed by 53 in St Kilda PSA, 23 in East Melbourne PSA, nine in Melbourne City PSA, nine in Prahan PSA, eight in Boroondara PSA, six in Bayside PSA, six in Malvern PSA, three in Doncaster PSA, three in Moorabbin PSA, three in Oakleigh PSA, two in Monash PSA, two in Mooney Valley PSA, two in Mornington Peninsula PSA, two in Stonnington PSA, one in Baw Baw PSA, one in Bentleigh PSA, one in Bethanga PSA, one in Box Hill PSA, one in Brimbank PSA, one in Darebin PSA, one in East Gippsland PSA, one in Flemington PSA, one in Geelong PSA, one in Hobsons Bay PSA, one in Kew PSA, one in Knox PSA, one in Merri-bek, one in the PSO / Public Transport area, one in Vermont South PSA, one in Wangaratta PSA, one in Whittlesea PSA, one in Yarra PSA and one in Yarra Ranges PSA. One incident occurred within the jurisdiction of the Australian Federal Police and 26 incidents did not occur within a select Victoria Police jurisdiction.

<b>Caulfield PSA</b> .....	<b>126</b>
<b>St Kilda PSA</b> .....	<b>53</b>
<b>East Melbourne PSA</b> .....	<b>23</b>
<b>Melbourne City PSA</b> .....	<b>9</b>
<b>Prahan PSA</b> .....	<b>9</b>
<b>Boroondara PSA</b> .....	<b>8</b>
<b>Bayside PSA</b> .....	<b>6</b>
<b>Malvern PSA</b> .....	<b>6</b>
<b>Other PSAs</b> .....	<b>36</b>
<b>N/A and AFP</b> .....	<b>27</b>

## WESTERN AUSTRALIA

In Western Australia, 21 incidents occurred in Morley Police Station Area, followed by 13 incidents in Bayswater PSA, eight in Wembley PSA, four in Perth PSA, two in Scarborough PSA, one in Fremantle PSA, one in Goldfields-Esperance PSA, one in Kalgoorie PSA, one Kannington PSA, one in Kensington PSA and one in Warwick PSA. Four incidents did not occur within a select Western Australia Police jurisdiction.

<b>Morley PSA</b> .....	<b>21</b>
<b>Bayswater PSA</b> .....	<b>13</b>
<b>Wembley PSA</b> .....	<b>8</b>
<b>Perth PSA</b> .....	<b>4</b>
<b>Scarborough PSA</b> .....	<b>2</b>
<b>Other PSAs</b> .....	<b>6</b>
<b>N/A</b> .....	<b>4</b>



**CSG encourages the Australian Jewish Community to report all incidents through the CSG Hotline (1300 000 CSG) or app (CSG Alert for New South Wales and Western Australia, JEAP for Victoria) as preferred reporting methods”.**

# SUSPICIOUS ACTIVITY REPORTS

**A critical function of CSG is to identify, respond to and assess incidents of suspicious activity. This forms a vital part of CSG's role in overseeing the specialised and specific security needs of the Jewish community. Detecting and reporting potential hostile reconnaissance is critical in thwarting violent and/or planned terror activity. Individuals or groups seeking to perpetrate harm will often visit their target prior to carrying out their intended action.**

Antisemitic terror attacks continue to occur globally, perpetrated by terror actors across the ideological spectrum. In 2023, these included a shooting at two synagogues in Los Angeles and a shooting outside a Jewish preschool in Albany, New York. Fortunately, there were no fatalities.

In 2023, there was an increased number of foiled antisemitic terror attacks. Whilst this is a testament to the efforts by counter-terrorism authorities in thwarting acts of bias motivated violence, it reflects the extent of the security threat posed to Jewish communities worldwide. In chronological order, there have been plots foiled in Greece, USA (multiple), India and Brazil by actors from across the ideological spectrum, allegedly including Iran/Hizballah, white supremacists

and Salafi-jihadists. Since the outbreak of the Israel-Hamas War, there have been multiple (at least three publicly reported) attack plots allegedly coordinated by Gazan militant group, Hamas to target Jewish sites across Europe, including in Germany, Denmark and the Netherlands.

Across Australia, more than 3000 reports of suspicious and non-suspicious security-related activity were reported to CSG. These reports included suspected incidents of hostile reconnaissance.

The CSG workforce has undergone specialist training in identifying suspicious indicators, enacting emergency procedures and response, collecting and assessing threat intelligence and providing law enforcement with specific detail and evidence to assist in their identification and investigative efforts, including closed-circuit television (CCTV). CSG encourages community awareness and resilience, and provides training to staff at Jewish sites to recognise and report suspicious activity to law enforcement and CSG.

**Across Australia, more than 3000 reports of suspicious and non-suspicious security-related activity were reported to CSG.**

## CONCLUSION

**In 2023, CSG recorded an 88% surge in antisemitic incidents across the country. Whilst this report analysed the pattern and distribution of these incidents, the unprecedented nature of these findings must be acknowledged overall. Eight hundred and thirty antisemitic incidents is – by a significant margin – the highest number of incidents recorded by CSG in a calendar year. These included substantial increases in serious incidents, including assaults of and threats directed towards the Jewish community.**

Insight into the incidents that occurred in 2023 reflects that the increase can be predominantly attributed to the Israel-Hamas War, which remains ongoing. As such, until the conflict is resolved, it is likely that CSG will continue to record heightened levels of antisemitic incidents and the Jewish community across the country will face ongoing vilification.

**New South Wales Office**

Phone: 02 9353 1600  
Email: [csg@csgnsw.org.au](mailto:csg@csgnsw.org.au)  
Website: [www.csgnsw.org.au](http://www.csgnsw.org.au)  
App: CSG Alert / CSG & CHS Alert Assist  
Facebook: Community Security Group NSW

**Victoria Office**

Phone: 03 9519 8600  
Email: [info@csgvic.com.au](mailto:info@csgvic.com.au)  
Website: [www.thecsg.org.au/vic](http://www.thecsg.org.au/vic)  
App: JEAP  
Facebook: Community Security Group Victoria – CSG

**Queensland Office**

Phone: 0419 724 632  
Email: [csgops@qjbd.org](mailto:csgops@qjbd.org)

**Western Australia Office**

Phone: 0416 756 764  
Email: [info@csgwa.com.au](mailto:info@csgwa.com.au)  
App: CSG Alert  
Facebook: Community Security Group WA

Please direct all Australian Capital Territory, South Australian, Tasmanian and Northern Territory inquiries to the CSG national hotline.

National 24 HR emergency response, incident reporting, advice and assistance

**1300 000 CSG (1300 000 274)**